



SAFETY & SECURITY MIRRORS





Contact Information

Customer Service Hours

Monday thru Friday: 9:00am to 5:00pm EST

Dock Hours

Monday thru Friday: 8:00am to 3:30pm EST

Corporate Office

8180 Granville Road
Mt. Vernon, OH 43050

Phone: 740-392-4003 **or** 800-322-5929

Fax: 740-397-1198

Email: customerservice@fredsilver.com

Website: www.fredsilver.com
www.mirrorsandcabinets.com

Quote Requests

For formal quotation requests, please email us at sales@fredsilver.com or contact your sales representative. We kindly request the quantity, part number, and job name to provide you with a competitive bid.

Orders

Fred Silver will accept a faxed or emailed purchase order. The purchase order should include contact name, company name, shipping address, billing address, payment terms, email address, and phone number. Please email your orders to customerservice@fredsilver.com. You may also fax it to 740-397-1198.

The Table of **CONTENTS**

REFLECT-A-DOME MIRRORS.....	4
CONVEX MIRRORS.....	6
UTILITY AND GENERAL PURPOSE MIRRORS.....	8
PORTABLE INSPECTION MIRRORS.....	8
ELEVATOR MIRRORS.....	9
HARDWARE.....	9
FLAT MIRRORS.....	10

Product Warranty

One year after purchased on manufactured defects.

Returned Goods

All returns must be agreed to and authorized by Fred Silver and Company in writing, stating a 25% restocking and handling charges if applicable.

To receive your RMA Number please email to info@fredsilver.com or call us during normal business hours at (800-322-5929).

Cleaning Your Convex Acrylic and Polycarbonate Mirror

Best method in cleaning acrylic and polycarbonate mirrors are to use an over the counter furniture polish. A soft cloth like a diaper works the best and will not scratch.

Spray the furniture polish on a soft cloth then wipe until the polish is clear of any streaks. ****Never Use a Glass Cleaner on Acrylic or Polycarbonate****

Cleaning Your Glass Mirror

Glass mirror cleaning is best when using water and vinegar or liquid glass cleaner (i.e., Windex). Spray cleaner on the mirror or cloth then wipe until dry. Repeat if necessary.

If either type of mirror is heavy with dust, blow off dust using an air hose before cleaning. Dust WILL scratch the mirrors.

REFLECT-A-DOME *Series*

Full Dome Mirrors

These safety mirrors provide an optimal 360 degree viewing area. Ideal for busy 4-way intersections in hallways and overhead viewing for factory and production areas. These full dome products provide maximum coverage. They can be mounted directly on a wall or ceiling or suspended above in vaulted ceiling areas with the use of a chain kit (included).

Materials:

Acrylic - Our most popular mirror, shatter resistant, excellent clarity.

Polycarbonate - Made to be indestructible/unbreakable and is used in high security areas.

**Black trim is available for all full, half and quarter dome models, call for pricing.*



Model DOME-X-32

Metal back is made from all galvanized sheet steel to resist rust and outdoor elements

Full Domes - 360 Degree Viewing Area

Acrylic Shatter Resistant	Polycarbonate Unbreakable	Hardware Kit Included	Diameter	Square Feet of Coverage
DOME-X-18	PC-DOME-18	Chain Kit	18"	300
DOME-X-26	PC-DOME-26	Chain Kit	26"	400
DOME-X-32	PC-DOME-32	Chain Kit	32"	450
DOME-X-36	PC-DOME-36	Chain Kit	36"	500
DOME-X-48	N/A	Chain Kit	48"	800

Full Domes with Metal Back - 360 Degree Viewing Area

**Black Trim comes standard on Full Domes with Metal Back*

Acrylic Shatter Resistant	Hardware Kit Included	Diameter	Square Feet of Coverage
DOMEX-M18	Chain Kit	18"	300
DOMEX-M26	Chain Kit	26"	400
DOMEX-M32	Chain Kit	32"	450
DOMEX-M36	Chain Kit	36"	500
DOMEX-M48	Chain Kit	48"	800

Drop-In Dome Mirrors

The Drop-In Dome mirror provides a full 360 degree viewing area, making it the optimal product for the commercial application with easy installation into an existing ceiling grid. Two options available for both 24" x 24" ceiling tiles and 24" x 48" tiles. No hardware required. White insert panel included for easy installation.

Materials:

Acrylic - Our most popular mirror, shatter resistant, excellent clarity.



Model D-DROP-24

Drop-In Domes - 360 Degree Viewing Area

Acrylic Shatter Resistant	Diameter	Square Feet of Coverage
D-DROP-24	24" x 24"	350
D-DROP-2448	24" x 48"	350

Drop-In Domes are to be mounted for full 360 degree viewing.
Reduce shoplifting and improve personal surveillance of hidden areas.

REFLECT-A-DOME *Series*

Half Dome Mirrors

The Half Dome mirror is great for use at "T" intersections to prevent pedestrian or aisle accidents. Half dome mirrors are increasingly popular in hospitals, schools, retail or any other areas with a large volume of foot traffic and blind corners. Half domes are mounted to wall or ceiling for 180 degree viewing.

Materials:

Acrylic - Our most popular mirror, shatter resistant, excellent clarity.

Polycarbonate - Made to be indestructible/unbreakable and is used in high security areas.

**Black trim is available for all full, half and quarter dome models, call for pricing. Full and half domes are available with galvanized metal backing*



Model H-DOME-32

**Black Trim comes standard on
Half Domes with Metal Back**

Half Domes - 180 Degree Viewing Area

Acrylic Shatter Resistant	Polycarbonate Unbreakable	Diameter	Square Feet of Coverage
H-DOME-18	PC-HD-18	18"	150
H-DOME-26	PC-HD-26	26"	200
H-DOME-32	PC-HD-32	32"	225
H-DOME-36	PC-HD-36	36"	250
H-DOME-48	N/A	48"	400

Half Domes with Metal Back - 180 Degree Viewing Area

Acrylic Shatter Resistant	Diameter	Square Feet of Coverage
H-DOME-M18	18"	150
H-DOME-M26	26"	200
H-DOME-M32	32"	225
H-DOME-M36	36"	250
H-DOME-M48	48"	400

Quarter Dome Mirrors

The Quarter Dome models fit easily into most corners and provide a full 90 degree viewing area, making them optimal safety mirrors when installed at "L" corner intersections, eliminating blind spots and preventing accidents. Also ideal for elevator applications.

Materials:

Acrylic - Our most popular mirror, shatter resistant, excellent clarity.

Polycarbonate - Made to be indestructible/unbreakable and is used in high security areas.

**Black trim is available for all full, half and quarter dome models, call for pricing. Full and half domes are available with galvanized metal backing*



Model Q-DOME-26

Quarter Domes - 90 Degree Viewing Area

Acrylic Shatter Resistant	Polycarbonate Unbreakable	Diameter	Square Feet of Coverage
Q-DOME-18	PC-QD-18	18"	50
Q-DOME-26	PC-QD-26	26"	75
Q-DOME-32	PC-QD-32	30"	90
Q-DOME-36	PC-QD-36	36"	100
Q-DOME-48	N/A	48"	200

CONVEX Series

Acrylic, Glass and Polycarbonate Convex Mirrors

Convex mirrors are widely used for retail, warehouse, hospital, public areas, loading docks, warehouses, guard booths, production facilities, parking garages and driveways.

Can be ceiling or wall mounted and are available in sizes ranging from 13" to 48".

Most convex mirrors come with our advanced mounting hardware kit for easier mounting. Larger mirror diameter of 26" and above being used outside may require "double hardware" for safe mounting. (Call for pricing)

Both indoor and outdoor models have high gloss white hardboard backing.

Materials:

Acrylic - Our most popular mirror, shatter resistant, excellent clarity.

Glass - Excellent clarity, will not scratch easily. Easy to clean, wet or dry and is unaffected by most cleaning chemicals. Option of shatter resistance is available as shown below.


Polycarbonate - Made to be indestructible/unbreakable and is used in high security areas.



Model PLX-18

Indoor Models

Acrylic Indoor Model	Glass Indoor Model	Glass Shatter Resistant Model	Polycarbonate Model	Dimensional Overall Size	Distance Covered
PLX-13	CV-13	SC-13	PC-13	13"	13 Feet
PLX-18	CV-18	SC-18	PC-18	18"	18 Feet
PLX-26	CV-26	SC-26	PC-26	26"	26 Feet
PLX-30	CV-30	SC-30	PC-30	30"	30 Feet
PLX-36	CV-36	SC-36	PC-36	36"	36 Feet
PLX-48	N/A	N/A	N/A	48"	48 Feet



Model PLXR-30

Outdoor Models

Acrylic Outdoor Model	Glass Outdoor Model	Glass Shatter Resistant Model	Polycarbonate Model	Dimensional Overall Size	Distance Covered
PLXR-13	CR-13	SCR-13	PC-13	13"	13 Feet
PLXR-18	CR-18	SCR-18	PC-18	18"	18 Feet
PLXR-26	CR-26	SCR-26	PC-26	26"	26 Feet
PLXR-30	CR-30	SCR-30	PC-30	30"	30 Feet
PLXR-36	CR-36	SCR-36	PC-36	36"	36 Feet
PLXR-48	N/A	N/A	N/A	48"	48 Feet

PLXR Outdoor Models - Weather resistant paint is used for additional protection from outdoor elements

Installation Hardware Included On All Models Listed On This Page

CONVEX Series

Outdoor Models - Heavy Duty

All styles and sizes of Fred Silver & Company convex mirrors are mounted on high gloss whiteboard backing, with a ball and socket swivel in the center of the back, for adjustment to the desired viewing angle. The outdoor models are constructed to withstand most weather conditions. These mirrors range in sizes from 13" in diameter to 48" in diameter, as well as roundtangular models.

Materials:

Acrylic - Our most popular mirror, shatter resistant, excellent clarity.

Glass - Excellent clarity, will not scratch easily. Easy to clean, wet or dry and is unaffected by most cleaning chemicals. Shatter resistant shown below for outdoor applications.

Polycarbonate - Made to be indestructible/unbreakable and is used in high security areas.

PLXR Outdoor Models - Weather resistant paint is used for additional protection from outdoor elements



Model PLXR-26

Outdoor Models - Metal Back

Acrylic Metal Back	Glass Metal Back	Polycarbonate Metal Back	Dimensional Overall Size	Distance Covered
PLXR-M-13	CR-M-13	PC-M-13	13"	13 Feet
PLXR-M-18	CR-M-18	PC-M-18	18"	18 Feet
PLXR-M-26	CR-M-26	PC-M-26	26"	26 Feet
PLXR-M-30	CR-M-30	PC-M-30	30"	30 Feet
PLXR-M-36	CR-M-36	PC-M-36	36"	36 Feet
PLXR-M-48	N/A	N/A	48"	48 Feet

Outdoor Models - ABS Plastic Back

Acrylic ABS Plastic Back	Polycarbonate Plastic Back	Dimensional Overall Size	Distance Covered
PLXR-P-13	PC-P-13	13"	13 Feet
PLXR-P-18	PC-P-18	18"	18 Feet
PLXR-P-26	PC-P-26	26"	26 Feet
PLXR-P-30	PC-P-30	30"	30 Feet
PLXR-P-36	PC-P-36	36"	36 Feet
PLXR-P-48	N/A	48"	48 Feet

Roundtangular

Rounded rectangular shaped mirror ideal for installation in low clearance applications.

Materials:

Acrylic - Our most popular mirror, shatter resistant, excellent clarity.

PLXR Outdoor Models - Weather resistant paint is used for additional protection from outdoor elements



Model PLX-1524

Indoor/Outdoor Models - Roundtangular

Acrylic Indoor Model	Acrylic Outdoor Model	Overall Size	Distance Covered
PLX-1218	PLXR-1218	12" x 18"	18 Feet
PLX-1524	PLXR-1524	15" x 24"	24 Feet
PLX-1626	PLXR-1626	16" x 26"	26 Feet
PLX-2030	PLXR-2030	20" x 30"	30 Feet
PLX-2636	PLXR-2636	26" x 36"	36 Feet

Convex roundtangular mirrors for indoor and outdoor applications for use in low ceiling applications.

Installation Hardware Included On All Models Listed On This Page

UTILITY & GENERAL PURPOSE *Series*

Utility & General Purpose Mirror

Utility & General Purpose mirrors are small in size and have low space requirements making them excellent for use in areas with limited space. For use on forklifts, lift trucks or in a warehouse these mirrors will get the job done.

Features:

- Available in both glass and acrylic models mounted on a swivel arm
- Available in 8" diameter
- Excellent for OEM replacement parts on forklifts
- Rectangular available in 4" x 8" or 6" x 9"
- Lightweight and durable
- Trim is molded black with a plastic back



Model E-80

Models

Model	Size	Material	Type
E-48	4 3/4" x 8" x 1/8"	Glass	Rectangular
E-80	8" Diameter	Glass	Round
PE-80	8" Diameter	Acrylic	Round
PE-69	6 3/8" x 9" x 3/8"	Acrylic	Rectangular


PORTABLE INSPECTION MIRROR *Series*

Portable Inspection Mirror with Wheels

Lightweight inspection mirror perfect for security personal, auto mechanics, border patrol, homeland security agents or home owners for inspecting vehicles and hard-to-reach areas. Swivel wheels, 3 rolling casters for easy and quick inspection. The handle adjusts from 36" up to 60" and comes equipped with a flashlight holder.

Uses:

- Motor vehicle inspection stations
- Entrances for security areas on military bases, manufacturing plants, power stations, prisons
- International border crossings
- Police and law enforcement personnel
- Construction sites



Model IR-91-M

Model

Model	Overall Size	Lens Material
IR-91-M	11"	Acrylic

ELEVATOR MIRROR *Series*

Elevator Mirror

Elevator mirrors allow for observation of mirror and monitoring of occupancy levels in elevators. The convex lens is perfectly designed to mount in the corner of any elevator.

Features:

Available in high polished bright annealed stainless steel with a galvanized steel threaded mounting rod

Available in 10" diameter

Vandal resistant mounting bracket



Model ME-10

Model

Model/Type	Size	Material
ME-10	Triangle 10"	Stainless Steel


Elevator Inspection Certificate Frame

Features:

Constructed of stainless steel with a satin finish

Tamper proof hex screw deters and prevents vandalism

Easy and quick installation for mounting your mandatory inspection certificate



Model PLX-1524

Model

Model/Type	Size Outside	Material
CF-1	7 1/8" x 10 1/8"	Polished Stainless Steel

HARDWARE KIT *Series*


H-3 = "J" Bracket

H-6 = Base Plate

H-8 = Mounting Plate

H-19 = Bolt Package

SHP-1 = Pivot Mount



Hardware Kit D

Model

Model/Type	Parts Included
Hardware Kit A	H-3, SHP-1
Hardware Kit D	H-3, H-6, H-8, H-19, SHP-1

Safety and Security Mirrors 18" and under receive Hardware Kit A

Safety and Security Mirrors over 18" receive Hardware Kit D

FLAT MIRROR *Series*


Indoor applications are available in acrylic, glass and shatter resistant glass

Flat Mirrors are widely used around machinery, assisting the operator to see behind the back side of the machine. All products are available with glass or acrylic lenses. All styles and sizes of Fred Silver & Company flat mirrors are mounted on hardboard backs, with a ball and socket swivel in the center of the back, for adjustment to the desired viewing angle.

Styles:

Glass - Excellent clarity, will not scratch easily. Easy to clean, wet or dry and is unaffected by most cleaning chemicals. Options of shatter resistance are available.

Acrylic - Our most popular mirror, shatter resistant excellent clarity.



Model PLXF-2436

Flat Mirrors - Rectangle

Acrylic Indoor Model	Acrylic Outdoor Model	Glass Shatter Resistant	Overall Size
PLXF-1212	PLXFR-1212	FSC-1212	12" x 12"
PLXF-1216	PLXFR-1216	FSC-1216	12" x 16"
PLXF-1624	PLXFR-1624	FSC-1624	16" x 24"
PLXF-2436	PLXFR-2436	FSC-2436	24" x 36"

Flat Indoor Mirrors - Round

Glass Model	Overall Size
F-13	13"
F-18	18"
F-26	26"


STAINLESS STEEL MIRROR *Series*

Wall Mount Stainless Steel Mirror

High polished stainless steel for a reflective mirror surface, ideal for institutional, penal or highly vandalized areas.

Specifications:

Type 430, 20 gauge stainless steel with bright annealed finish for use in high traffic areas.



Model SSF-1014

Stainless Steel Mirrors

Model Number	Overall Size W x H
SSF-1014	10" x 14"
SSF-1620	16" x 20"
SSF-1630	16" x 30"
SSF-1824	18" x 24"
SSF-1836	18" x 36"
SSF-2430	24" x 30"
SSF-2436	24" x 36"

Note: Stainless Steel Mirrors reflect images in different quality than glass mirror. A slight distortion is an inherent characteristic of stainless steel.

THEFT PROOF MIRROR *Series*

Theft Proof Washroom Mirror

Theft resistant channel framed mirror. Ideal for schools, hospitals or any other public restroom.

Specifications:

Stainless Steel Channel Framed Mirror 1/2" rolled formed channel frame with mitered corners. 3/16" thick electrolytic copper plated mirror, galvanized pre-plated sheet steel with slotted hole mounting. Equipped with locking integral mounting system for theft proof installations.



Model TPM-1622

Theft Proof Mirrors

Model Number	Overall Size W x H
TPM-1622	16" x 22"
TPM-1824	18" x 24"
TPM-1830	18" x 30"
TPM-1836	18" x 36"
TPM-2436	24" x 36"

Shatter Resistant Theft Proof Washroom Mirror

Shatter resistant acrylic mirror mounted in a theft resistant channel frame. Ideal for schools, public restrooms and high use restrooms.

Specifications:

Stainless Steel Channel Framed Mirror 1/2" rolled formed channel frame with mitered corners. 1/8" thick shatter resistant acrylic mirror. Heavy duty galvanized steel backplate welded in place, four slotted locking mounting holes for theft proof mounting.



Model TPMA-1622

Theft Proof Mirrors - Acrylic

Model Number	Overall Size W x H
TPMA-1622	16" x 22"
TPMA-1824	18" x 24"
TPMA-1830	18" x 30"

Installation Hardware Included On All Models Listed On This Page



Toll Free: 800-322-5929

Phone: 740-392-4003

Fax: 740-397-1198

fredsilver.com